

A top-down view of a person lying on a light therapy device. The device consists of several panels with a grid of small lights, positioned around the person's head. Bright blue light beams emanate from the device, creating a futuristic, high-tech atmosphere. The background is dark with geometric patterns and light trails.

Light
Therapy

Dynamic
Phototherapy
PDT 900

LIGHT SYNTHESIS



Manufacturer Partner: A global leader in medical and aesthetic lasers

Among the leading manufacturers of advanced laser technologies, our partner has been exporting to more than 120 countries for nearly 25 years.

Specialized in the development, production, sales, and service of medical and aesthetic devices, including:

- Medical diode lasers
- Intense Pulsed Light (IPL)
- Nd:YAG lasers
- Fractional CO2 lasers
- Photodynamic therapy (PDT)



Quality and innovation

Our partner holds the most recognized international certifications: CE0123, ISO 13485, FDA, SFDA, TGA.





TABLE OF CONTENTS

- Dynamic Phototherapy: PDT 900
- Overview
- Light-based treatment
- Areas of application
- Patient benefits
- Practitioner benefits
- Technical specifications
- Bibliography

Dynamic Phototherapy

PDT 900

A healing, anti-inflammatory and pain-relieving solution


Photobiomodulation is an innovation that harnesses the power of light to support the body's natural tissue healing process. By stimulating cells in a targeted way, it helps soothe sensitive areas, reduce inflammation, and promote faster recovery.

It is a modern, comfortable, and well-tolerated solution, particularly appreciated in post-operative care or in treatments where patient comfort is a priority.


Painless, non-invasive and athermal

The PDT 900 medical device, through 5 modular panels equipped with a total of 1,500 LEDs, delivers 5 wavelengths covering a spectrum from 415 nm to 850 nm (infrared).

Fully customizable, the PDT 900 offers treatment times ranging from 2 to 15 minutes.



THE PDT 900



15W LED bulb

60 units per panel : 1500 units total



Multidirectional articulated arm

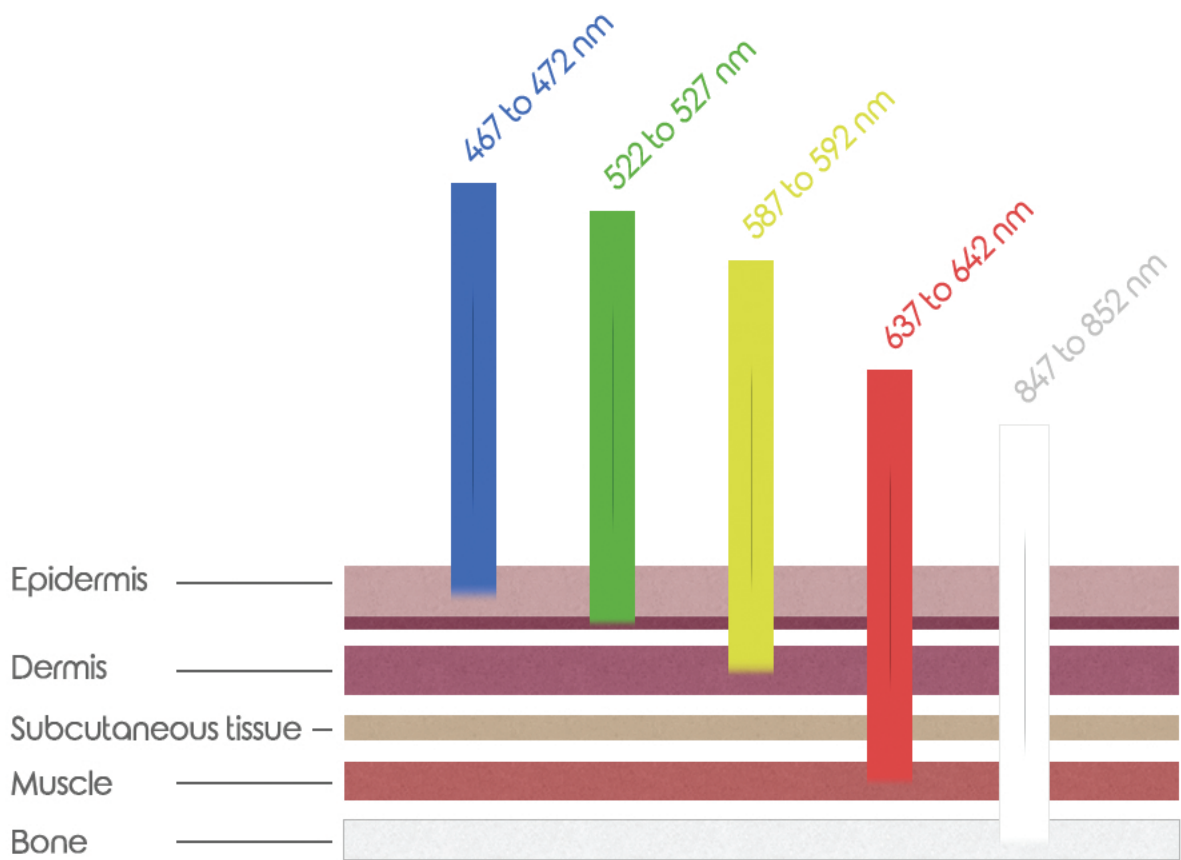


10.4-inch color touchscreen



If there are nearly 3,000 studies on photobiomodulation* (Low Level Laser Therapy), it is because light effectively supports the patient's repair and pain-relief processes.

Thanks to its different wave penetration depths, the PDT 900 makes it possible to adapt the light action to clinical needs, with a modern, versatile, non-invasive, and painless approach.



WAVE PENETRATION DEPTHS

This versatility allows the PDT 900 to be present in the hands of many healthcare professionals.

AESTHETICS: Dermatology / Facial rejuvenation / Wrinkle reduction / Hair regeneration

HEALTH: Rheumatology / Neurology / Oncology

SPORT: Physiotherapy / Osteopathy / Physical therapy

Light
Therapy

* Source : PUBMED / National Library of Medicine



AREAS OF APPLICATION

Photobiomodulation is used in several dental disciplines to accelerate healing, reduce inflammation, and relieve pain.

AREAS OF EXPERTISE

Oral Surgery
Implantology
Periodontics
Orthodontics
Endodontics
TMJ/Pain
Mucositis/Lesions
Whitening

MAIN APPLICATIONS

Post-extractions, implants, bone grafts, apicoectomies
Accelerated osseointegration, reduction of peri-implantitis
Gingivitis, periodontitis, gum recession
Acceleration of tooth movement, pain from appliances
Post-root canal treatment, apical abscess
Temporomandibular joint dysfunction
Chemotherapy, radiotherapy, canker sores, herpes
Reduction of post-whitening hypersensitivity



PATIENT BENEFITS



The main benefits for the patient are:

- Reduced pain after care or treatment
- Decreased inflammation and swelling
- Faster healing of soft tissues and, in some cases, bone
- Improved post-operative comfort
- Support for tissue regeneration and better overall recovery
- A non-invasive, painless approach

The main benefit is often a faster, more comfortable and less painful recovery after treatment.

PRATICIONNER BENEFITS

The main advantages of photobiomodulation for dentists are:

- **Reduced need for medication prescriptions:** fewer post-operative painkillers and anti-inflammatory drugs
- **Improved patient satisfaction:** faster recovery, less pain, and reduced inflammation
- **Time savings in clinical practice:** short protocols (2–15 minutes) and optimized post-operative care
- **Expanded treatment offering:** differentiation through innovative, non-invasive technology
- **Reduced complications:** fewer dry sockets, trismus, and local infections
- **Faster treatments:** especially in orthodontics, including aligners and brackets
- **Stronger brand image:** high-tech positioning and advanced care





PDT 900
Technical
specifications

Wavelength/Light Color

415 ± 5 nm / Blue light
530 ± 5 nm / Green light
590 ± 5 nm / Yellow light
660 ± 5 nm / Red light
850 ± 5 nm / Infrared light

Output Energy Density

Blue light 50-100 mW/cm²
Lumière verte 70 mW/cm²
Yellow light 40-90 mW/cm²
Red light 50-80 mW/cm²
Infrared light 40-100 mW/cm²

PDT Processing Output Power

15W LED bulb

Number of LEDs

60 units per panel
(1500 units total)

Control Interface

10.4-inch color touchscreen

Operating Mode

Continuous or pulsed operation

1 YEAR GARANTY

CE0123, ISO13485, FDA, SFDA

Photodynamic Therapy (PDT)
a scientifically proven technology, with validated clinical benefits

1. Utilisation de la LLLT dans les mouvements dentaires orthodontiques*. Thèse DUMAS, 2022 (mise à jour 2024). Accélère les mouvements dentaires et réduit la douleur post-activation. [dumas.ccsd.cnrs]
2. Nouvelles technologies et photo-biomodulation en orthodontie*. J Stomato Implanto, 2024. Réduit temps de traitement de 30-50% avec aligneurs et brackets. [journal-stomato-implanto]
3. Effet de la LLLT sur la pulpe dentaire pendant le mouvement orthodontique*. Domínguez A et al., Lasers Med Sci, 2023. Protège la vitalité pulpaire. [pro.biotech-dental]
4. LLLT post-extraction des troisièmes molaires*. Saber K et al., J Oral Maxillofac Surg, 2024. Réduit douleur et œdème de 70% vs placebo. [pro.biotech-dental]
5. Thérapie laser à faible intensité en chirurgie dentaire*. Sakra World Hosp., 2025. Cicatrisation accélérée, réduction alvéolite sèche. [sakraworldhospital]
6. Photobiomodulation en chirurgie dentaire*. Thèse Univ Lille, 2026. Modulation macrophages et cytokines réparatrices post-chirurgie.
7. Effets de la LLLT sur l'inflammation gingivale*. Revue systématique, Photobiomodul Photomed Laser Surg, 2024. Réduit profondeur sondage de 2 mm. [journal-stomato-implanto]
8. Photobiomodulation dentaire. Le Coeur Dentaire, 2024. Anti-inflammatoire, antalgique, cicatrisant en parodontologie. [lecoeurdent]
9. LLLT pour la régénération osseuse péri-implantaire*. Int J Oral Maxillofac Implants, 2025. Augmente prolifération ostéoblastes de 40%. [sakraworldhospital]
10. Thérapie par photobiomodulation en implantologie*. Lamache M, Thèse Univ Lille, 2019 (révisée 2024). Réduit douleur et accélère ostéointégration. [pepite.univ-lille]
11. Intérêts des lasers en odontologie pédiatrique*. Le Fil Dentaire, 2024. Efficace contre mucites et douleur post-opératoire. [lefildentaire]
12. Effets antalgiques de la LLLT en pédodontie*. Enwemeka et al., Meta-analyse, Lasers Surg Med, 2024. Réparation tissulaire accélérée. [lefildentaire]
13. Intérêts et limites du traitement par laser basse énergie*. Thèse DUMAS, 2023. Bio-stimulation osseuse sans effets secondaires. [dumas.ccsd.cnrs]
14. Photobiomodulation en chirurgie dentaire : revue systématique*. Univ Côte d'Azur, 2024. Réduit temps traitement orthodontique de 25-40%. [dumas.ccsd.cnrs]
15. LLLT pour la discopathie et douleur ATM*. HD-Physiotech, 2024. Réduit score ODI à long terme (5 ans). [hd-physiotech]



DENTAL GROUP

Espace 14 it's...

ACCESS IMPLANTS

The Access implant system is manufactured in Germany and is integrated with the latest digital technologies (Exocad, 3Shape, Realguide,...)



Espace 14 it's also:



Biomaterials



Implantology motors



Centrifuge and PRF Kit



Piezosurgery motor



Co2 / Diode Lasers

TRAINING

Espace 14 has established a partnership with Dental Synthesis: tailored clinical coaching, occasional 1- to 3-day courses on various topics, with or without certification in France, as well as one-week clinical coaching programs in different international clinics.

Dental Synthesis offers training in oral implantology and innovation in dentistry, adapted to the needs of professionals, with programs designed to help you deepen your skills and stay up to date with the latest techniques.



ESPACE 14

14 Place Jules Ferry
69006 Lyon - France

www.espace14-dental.com

Informations and contacts

Tel : 0033 (0)4 37 24 32 41
Tel : 0033 (0)6 28 68 07 02

contact@espace14-dental.com